



# Epoxy Fillet Height Study of Tapeless QFN Leadframe Package on Different Diebonders

E. Graycochea Jr.<sup>1\*</sup>, R. Rodriguez<sup>1</sup> and F. R. Gomez<sup>1</sup>

<sup>1</sup>New Product Development and Introduction, STMicroelectronics, Inc., Calamba City, Laguna, 4027, Philippines.

## Authors' contributions

This work was carried out in collaboration among the authors. All authors read, reviewed, and approved the final manuscript.

## Article Information

DOI: 10.9734/JERR/2021/v20i817353

### Editor(s):

(1) Dr. Djordje Cica, University of Banja Luka, Bosnia and Herzegovina.

### Reviewers:

(1) Bilal Abdullah Nasir, Northern Technical University, Iraq.

(2) Nasar Aldian Ambark Shashoa, Libyan Academy, Libya.

Complete Peer review History: <http://www.sdiarticle4.com/review-history/68914>

Original Research Article

Received 14 March 2021

Accepted 28 May 2021

Published 28 May 2021

## ABSTRACT

The paper focused on the evaluation of quad-flat no-leads (QFN) device in tapeless leadframe technology on different diebonder platforms to achieve an acceptable fillet height performance. The study was narrowed down into two main machines with the objective of attaining a fillet height of less than 75 % for small die. Eventually, the fillet height requirement was achieved by both diebonder platforms, hence, these machines could be used for future works on devices with similar requirement.

**Keywords:** Diebond process; fillet height; glue; QFN.

## 1. INTRODUCTION

Packaging technologies for semiconductor products are continuously being developed and improved to provide high quality and reliable products for various applications such as in automotive, medical, communications, and

consumer markets. General focus for semiconductor device manufacturers is to increase the production yields and maintain the high-quality performance, while minimizing the assembly rejections and wastage. It is a common knowledge that with these continuous technology trends and breakthroughs, challenges in

\*Corresponding author: Email: [edwin.graycocheajr@st.com](mailto:edwin.graycocheajr@st.com);

assembly manufacturing are inevitable [1-5]. In this paper, a QFN device in tapeless leadframe platform is identified to be critical due to the high occurrence of epoxy glue voids as shared in Fig. 1. Voids or gaps inside the adhesion material particularly the glue is created before and/or after the diebonding process cycle.

## 2. LITERATURE REVIEW

A recommended solution for this issue is to evaluate and characterize a higher target bond line thickness (BLT) for small die to create clearance for the shrinkage of the glue, while maintaining an acceptable epoxy fillet height. The studies and works done in [6-8] were focused on the effects of BLT, transfer pressure, and dispense needle size on the epoxy voids performance. One main challenge raised is the current capability of each machine platform in bonding a small die with fillet height specification. This paper discussed the result of evaluating different diebonder platforms to achieve an acceptable fillet height.

Die attach epoxy fillet height is an excess die attach adhesive rising on the sidewall of the

silicon die during the die bonding process. The simple purpose of fillet height is to provide anchoring and mechanical strength along the sidewall of the silicon dies. In addition, fillet height is a very important response because this serves as a guard on the die in order not to trap gaseous element inside the unit or in die attach terms: epoxy voids. The fillet height is being measured as the percentage of the die attach epoxy volume height or thickness (denoted as B) in relation to the die thickness plus the die attach thickness (denoted as A) as illustrated in Fig. 2.

## 3. METHODS AND RESULTS

Epoxy fillet height was evaluated in the design of experiment (DOE) on two different diebonder platforms. Note that the fillet height criteria are governed by internal specification and work instruction. Diebonder 1 is has dispensing technology of volumetric dispense. Machine 2, on the other hand, has a pneumatic dispensing technology wherein the personnel can control the volume of epoxy through pressure. Fig. 3 shows the data gathering flow done during the study.




Fig. 1. Presence of epoxy voids in the device

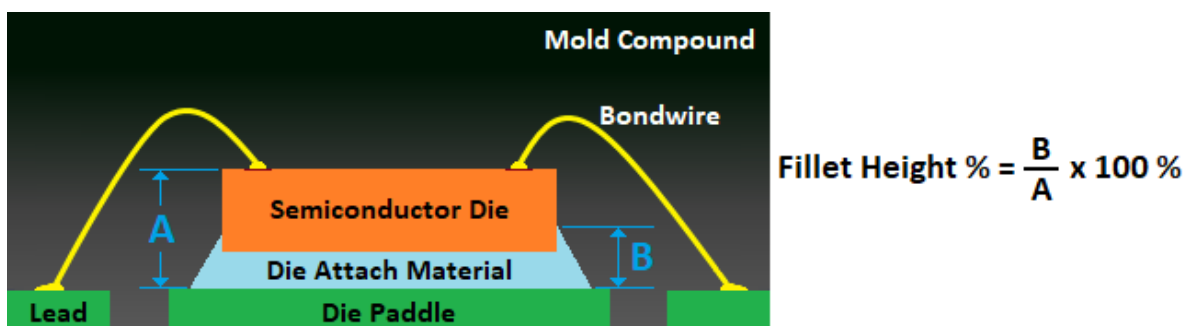


Fig. 2. Measurement of fillet height reference

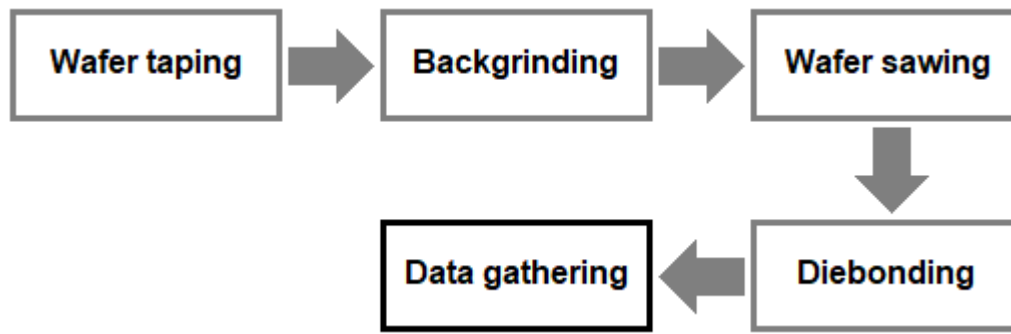


Fig. 3. Data gathering flow

Table 1. Epoxy fillet height evaluation result

| Evaluation | Machine     | Fillet Height | Remark |
|------------|-------------|---------------|--------|
| 1          | Diebonder 1 | < 75 %        | Passed |
| 2          | Diebonder 2 | < 75 %        | Passed |

The results given in Table 1 showed that the two diebonder platforms achieved the fillet height requirement as specified in the internal specification document. This indicates that both machines could be used on the device in focus and on other QFN devices with comparable configuration.

#### 4. CONCLUSION

The paper discussed the evaluation of different diebonder platforms to realize an acceptable epoxy fillet height given the small die setup. The study had shown that both Diebonder 1 and Diebonder 2 machines could process the device at die attach process with fillet height maintained at less than 75%. For succeeding works and studies, both machines could be used to process other devices with similar configuration or requirement. Studies and learnings shared in [9-11] are helpful to improve the die attach process. Moreover, works and studies in [12-14] are helpful in realizing a robust assembly manufacturing process.

#### ACKNOWLEDGEMENT

The authors would never get tired of thanking the team of New Product Development & Introduction (NPD-I) and the Management Team for the constant support provided.

#### COMPETING INTERESTS

Authors have declared that no competing interests exist.

#### REFERENCES

1. Yeap LL. Meeting the assembly challenges in new semiconductor packaging trend. 34th IEEE/CPMT International Electronic Manufacturing Technology Symposium (IEMT). Malaysia. 2010;1-5.
2. Harper C. Electronic packaging and interconnection handbook. 4th ed., McGraw-Hill Education. USA; 2004.
3. Xian TS, Nanthakumar P. Dicing die attach challenges at multi die stack packages. 35th IEEE/CPMT International Electronics Manufacturing Technology Conference. Malaysia; 2012.
4. Greig WJ. Integrated circuit packaging, assembly and interconnections. 1st ed. Springer. USA; 2007.
5. Liu Y, et al. Trends of power electronic packaging and modeling. 10th Electronics Packaging Technology Conference. Singapore. 2008;1-11.
6. Bacquian BC, et al. Bond line thickness characterization for QFN package robustness. Journal of Engineering Research and Reports. 2020;14(2);15-19.
7. Su Y, et al. Effect of transfer pressure on die attach film void performance. IEEE 11th Electronics Packaging Technology Conference (EPTC). Singapore. 2009;754-757.
8. Rodriguez R, et al. A study of dispense needle for die attach voids mitigation. Journal of Engineering Research and Reports. 2020;14(1):25-29.
9. Abdullah S, et al. Dicing die attach film for 3D stacked die QFN package. 32nd

- IEEE/CPMT International Electronic Manufacturing Technology Symposium. USA. 2007;73-75.
10. Song SN, et al. Die attach film application in multi die stack package. IEEE 7th Electronics Packaging Technology Conference (EPTC). Singapore. 2005;4;848-852.
  11. Seguido R, et al. Support structure for stacked integrated circuit dies. US Patent No. US9258890B2; 2016.
  12. Sumagpang Jr. A, Rada A. A systematic approach in optimizing critical processes of high density and high complexity new scalable device in MAT29 risk production using state-of-the-art platforms. Presented at the 22nd ASEMEP Technical Symposium, Philippines; 2012.
  13. Buenviaje Jr. S, et al. Process optimization study on leadframe surface enhancements for delamination mitigation. IEEE 22nd Electronics Packaging Technology Conference (EPTC). Singapore. 2020;95-100.
  14. Eng TC, et al. Methods to achieve zero human error in semiconductors manufacturing. IEEE 8th Electronics Packaging Technology Conference (EPTC). Singapore. 2006;678-683.

---

© 2021 Graycochea Jr. et al.; This is an Open Access article distributed under the terms of the Creative Commons Attribution License (<http://creativecommons.org/licenses/by/4.0>), which permits unrestricted use, distribution, and reproduction in any medium, provided the original work is properly cited.

*Peer-review history:*  
*The peer review history for this paper can be accessed here:*  
<http://www.sdiarticle4.com/review-history/68914>